NEXTLEAP

LEAP TODAY. LEAD TOMORROW.

DATA SCIENCE PROGRAM: 16 WEEKS MODULE PLANNER

POWERED BY: NEXTLEAP EDUCATION

NEXTLEAP

LEAP TODAY. LEAD TOMORROW.

PROGRAM OVERVIEW

Program Name: Data Science Program

Tools Covered: Excel, SQL, Power BI, Tableau, Python, Machine Learning & Deep Learning

Duration: 16 Weeks

Overall Outcome:
Learners will be able to analyze data, build machine learning and deep learning models, and apply data science techniques to solve real-world problems.



LEAP TODAY. LEAD TOMORROW.

MODULE 1: INTRODUCTION TO DATA SCIENCE

Week 1 – *Data Science Basics*

- Data Analytics Overview
- Introduction to Data

Outcome: Understand the fundamentals of data science and data types.

Week 2 – *Data Science Workflow*

- Data Science Lifecycle
- Business Use Cases of Data Science

Outcome: Understand how data science is applied in real-world scenarios.



NEXTLEAP
LEAP TODAY. LEAD TOMORROW.

MODULE 2: ADVANCED EXCEL

Week 3 – *Excel for Data Management*

- Introduction to Excel
- Data Manipulation and Management in Excel

Outcome: Clean, organize, and manage data efficiently using Excel.

Week 4 – *Excel Data Visualization & Advanced Techniques*

- Data Visualization in Excel
- Advanced Excel Techniques

Outcome: Create meaningful reports and summaries using Excel.



NEXTLEAP
LEAP TODAY. LEAD TOMORROW.

MODULE 3: SQL

Week 5 – *SQL Fundamentals*
- Introduction to SQL
- Basic SQL Commands

Outcome: Retrieve and analyze data using basic SQL queries.

Week 6 – *Advanced SQL*
- Advanced SQL Concepts
- SQL Joins & Conditional Logic
- Complex Queries & Doubt Session

Outcome: Write complex queries to analyze data from multiple tables.



NEXTLEAP
LEAP TODAY. LEAD TOMORROW.

MODULE 4: POWER BI

Week 7 – *Power BI Fundamentals*
- Introduction to Power BI
- Data Import & Data Transformation

Outcome: Prepare and model data in Power BI for reporting.

Week 8 – *Power BI Reporting*
- Creating Reports and Dashboards
- DAX (Data Analysis Expressions)
- Sharing and Collaboration

Outcome: Build and share interactive dashboards.



Power BI

NEXTLEAP
LEAP TODAY. LEAD TOMORROW.

MODULE 5: TABLEAU

Week 9 –*Tableau Data Visualization*

- Introduction to Tableau
- Connecting to Data Sources
- Creating Visualizations
- Dashboard Design Best Practice

Outcome: Create professional dashboards using Tableau.



NEXTLEAP
LEAP TODAY. LEAD TOMORROW.

MODULE 6: PYTHON FOR DATA ANALYTICS

Week 10 –*Python Basics*
- Python Basics
- Python Syntax & Data Types
- Data Structures & NumPy

Outcome: Use Python for basic data handling and numerical analysis.

Week 11 –*Python Data Analysis*
- Data Manipulation with Pandas
- Data Visualization using Python

Outcome: Analyze and visualize data using Python libraries.

Week 12 – *Statistical Analysis*
- Statistical Analysis

Outcome: Apply statistical concepts in data science.



NEXTLEAP
LEAP TODAY. LEAD TOMORROW.

MODULE 7: MACHINE LEARNING

Week 13 – *Machine Learning Foundations*
- Introduction to AI & Machine Learning
- Supervised Learning – Regression Models

Outcome: Understand machine learning concepts and regression models.

Week 14 – *Machine Learning Models*
- Classification Models
- Unsupervised Learning
- Model Evaluation & Optimization

Outcome: Build and evaluate machine learning models.



NEXTLEAP
LEAP TODAY. LEAD TOMORROW.

MODULE 8: DEEP LEARNING

Week 15 – *Deep Learning Fundamentals*
- Deep Learning & Neural Networks

Outcome: Understand neural networks and deep learning concepts.

Week 16 – *Advanced Deep Learning*
- Convolutional Neural Networks (CNNs)
- Recurrent Neural Networks (RNNs)

Outcome: Apply deep learning techniques to real-world data.



NEXTLEAP

LEAP TODAY. LEAD TOMORROW.

Thank you!

POWERED BY: NEXTLEAP EDUCATION

For further enquiry: operation@nextleapeducation.com